



S.R. A1A Midblock Crossings

North of Watson Drive and North of East Coral Way

Brevard County

Financial Project Identification (FPID) Number: 992300-1



Project Description

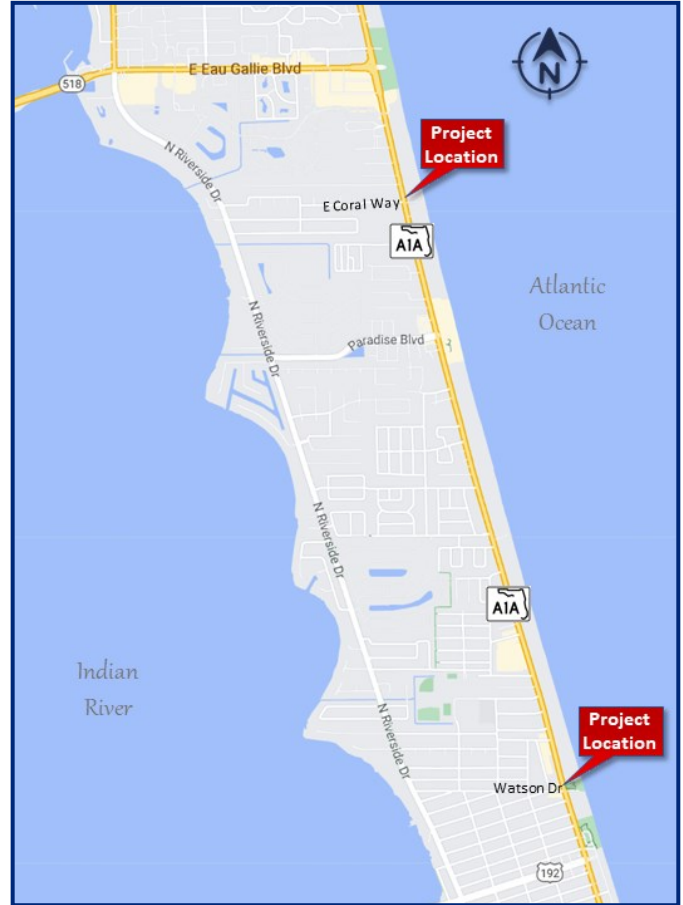
The Florida Department of Transportation (FDOT) is proposing pedestrian safety improvements on State Road (S.R.) A1A in Indialantic, Brevard County.

The project proposes installing two midblock crossings with audible pedestrian-activated signals known as Rectangular Rapid Flashing Beacons (RRFBs). The new RRFBs are planned to provide safe crossings on S.R. A1A in the following locations:

- North of Watson Drive, in front of the Publix Super Market
- North of East Coral Way in front of Silver Palm Condominiums (just north of the public beach access)

Curbs and curb ramps will be constructed at both locations to meet current Americans with Disabilities Act (ADA) standards. FDOT is also proposing a new sidewalk at East Coral Way from the proposed midblock crossing to the public beach entrance on the northbound side of S.R. A1A.

RRFBs will increase driver awareness and visibility at the midblock crossings. When activated by the pedestrians wanting to cross the roadway, the signals will flash yellow lights to alert drivers. By state law, drivers are required to stop at any marked crosswalk when a pedestrian is present.



Contact Information:

Kevin Marquez, P.E.
FDOT Project Manager
386-943-5527
Kevin.Marquez@dot.state.fl.us


CFLRoads.com

Project Status & Estimated Costs*

Design:	Ongoing - completion spring 2024	\$ 41,000
Right of Way:	Within existing	-
Construction:	Funded - spring/summer 2024	\$ 350,000

***subject to change**

Public participation is solicited without regard to race, color, national origin, age, sex, religion, disability, or family status. Persons wishing to express their concerns relative to FDOT compliance with Title VI may do so by contacting Melissa McKinney, FDOT District Five Title VI Coordinator, at Melissa.McKinney@dot.state.fl.us.



Proposed RRFB North of Watson Drive*



Proposed RRFB North of East Coral Way*

* Artist renderings. Final construction results may vary.



HOW TO USE AN RRFB (Rectangular Rapid Flashing Beacon)

Pedestrians and Bicyclists



Press the button to activate the RRFB signals; the lights will begin to flash indicating to motorists a pedestrian is ready to cross.

Pedestrians

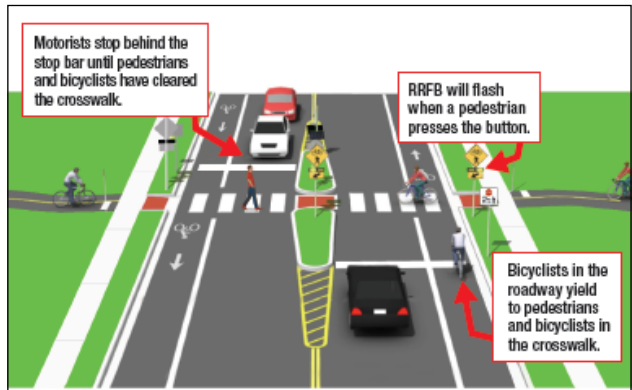
1. Make eye contact with motorists to be sure traffic is yielding before entering the crosswalk.
2. Walk defensively, scanning both directions to be sure motorists see you.
3. Always scan the road while crossing making sure all vehicles have stopped.

Bicyclists

1. Obey all traffic signs and signals.
2. When using the crosswalk, follow the pedestrian rules.
3. When using the travel lane, ride in the direction of traffic and always yield to pedestrians.

www.AlertTodayFlorida.com

Funded by the Florida Department of Transportation



HOW TO USE AN RRFB (Rectangular Rapid Flashing Beacon)

Motorists

Always stop for pedestrians and bicyclists at crosswalks.

1. Anticipate pedestrians crossing when approaching an RRFB.
2. Never pass another vehicle that has stopped or is slowing down at a crosswalk.
3. Always stop before the stop bar (line) pavement markings.
4. Never stop in or block a crosswalk.
5. Always stop for pedestrians entering or in a crosswalk.
6. Remain stopped for pedestrians regardless of activated RRFBs.
7. Wait for pedestrians to completely clear the crosswalk on your side of the road, and for anyone crossing into your lanes from the other direction.



RRFBs use an irregular flash pattern that is similar to emergency flashers on police vehicles.

(Source: FHWA, 2008)