



WELCOME

STATE ROAD A1A SAFETY IMPROVEMENTS

JULY 15, 2021

THE PUBLIC HEARING WILL BEGIN PROMPTLY AT 5:45 P.M.

Financial Project Identification (FPID) No.: 445690-1

Welcome



Taleb Shams, P.E.
FDOT Project
Manager



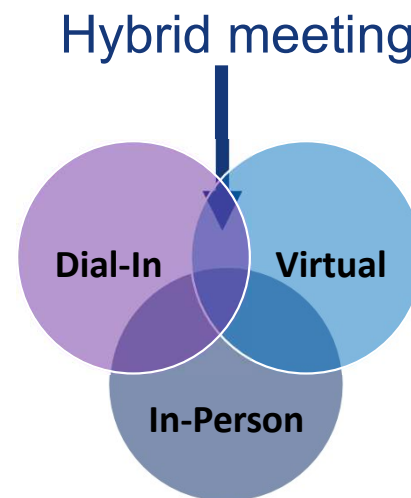
**Carolyn
Fitzwilliam**
Moderator



About the Public Hearing

This public hearing is being conducted in a hybrid format.

- In-Person
- Virtual
- Dial-in



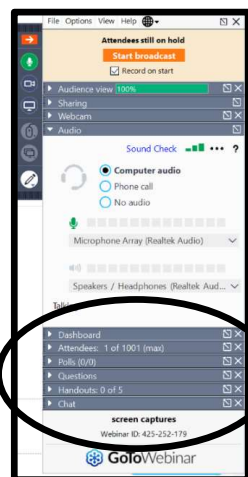
Dial-in attendees are “listen only”.

A copy of the presentation is available at
www.cflroads.com/project/445690-1




FPID No.: 445690-1

GoToWebinar Control Panel



Desktop

- ▶ Dashboard
- ▶ Attendees: 1 of 1001 (max)
- ▶ Polls (0/0)
- ▶ Questions
- ▶ Handouts: 0 of 5
- ▶ Chat



Mobile

- Screen
- Audio
- Questions
- Handouts
- Settings

FPID No.: 445690-1

To report a technical issue...



Type a message
in the question box
on GoToWebinar
control panel

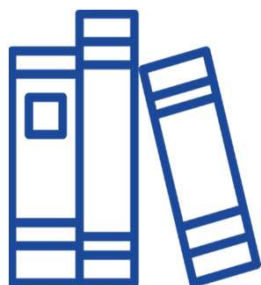


Send an email to
Mercedyz.Mitchell@qcausa.com



Call
727-810-4688

About Your Comments and Questions



All comments and questions are part of the **Public Record**



Please submit your comments and questions by July 26

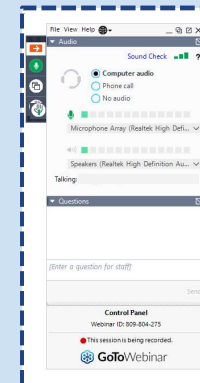


A recording of this presentation will be posted following the **hearing**

Verbal Comments and Questions

Multiple ways to submit:

- In-person at the microphone
 - Please fill out a **speaker request card** and return to project staff.
- Online using GoToWebinar
 - Please **unmute yourself** when called upon.
- By phone, to FDOT Project Manager after hearing



Taleb Shams, P.E.
386-943-5231



Written Comments and Questions

Multiple ways to submit:

- In-person using comment form
- Online using GoToWebinar
 - Type your comment/question in the **Question box**
- Online at the project website
- By email to FDOT Project Manager
- By U.S. mail to FDOT Project Manager

Project Website

CFLroads.com/project/445690-1

Project Manager Contact Information

Taleb Shams, P.E.
719 S. Woodland Blvd.
MS 542
DeLand, FL 32720
Taleb.Shams@dot.state.fl.us
386-943-5231

FPID No.: 445690-1



Title VI of the Civil Rights Act of 1964

Title VI Compliance


Public participation is solicited without regard to race, color, national origin, age, sex, religion, disability, or family status. Persons wishing to express concerns relative to FDOT compliance with Title VI may do so by contacting:

Jennifer Smith
District Five Title VI Coordinator
719 South Woodland Blvd.
DeLand, Florida 32720
386-943-5367
Jennifer.Smith2@dot.state.fl.us

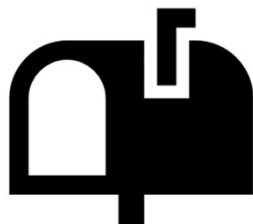
Jacqueline Paramore
State Title VI Coordinator
605 Suwannee St., MS 65
Tallahassee, Florida 32399-0450
850-414-4753
Jacqueline.Paramore@dot.state.fl.us

All inquiries or concerns will be handled according to FDOT procedure and in a prompt and courteous manner.

Public Notice



**Florida Administrative
Register**



Property owner/tenant letters



Email to project contacts list



Department/project webpage



Newspapers



Social media

FPID No.: 445690-1

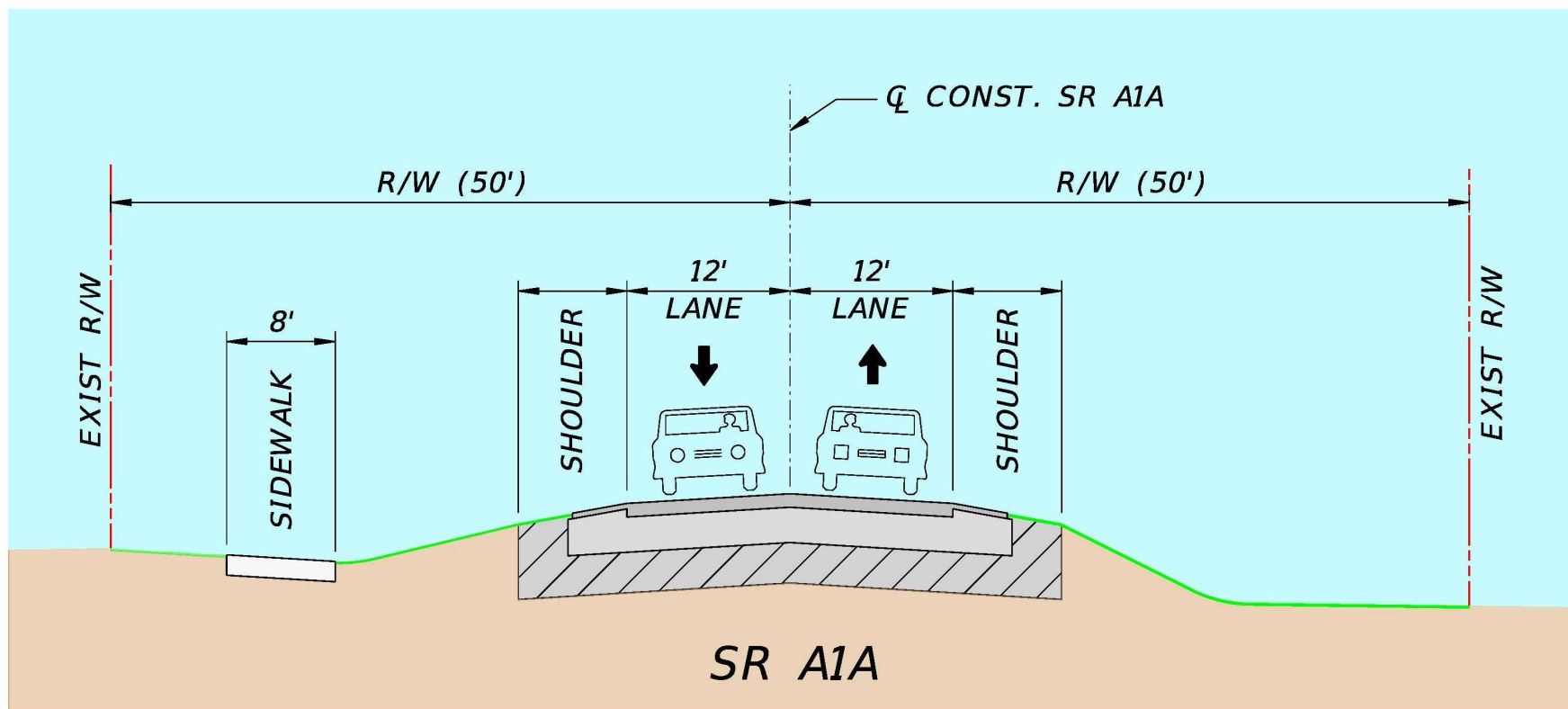
Project Location & Purpose



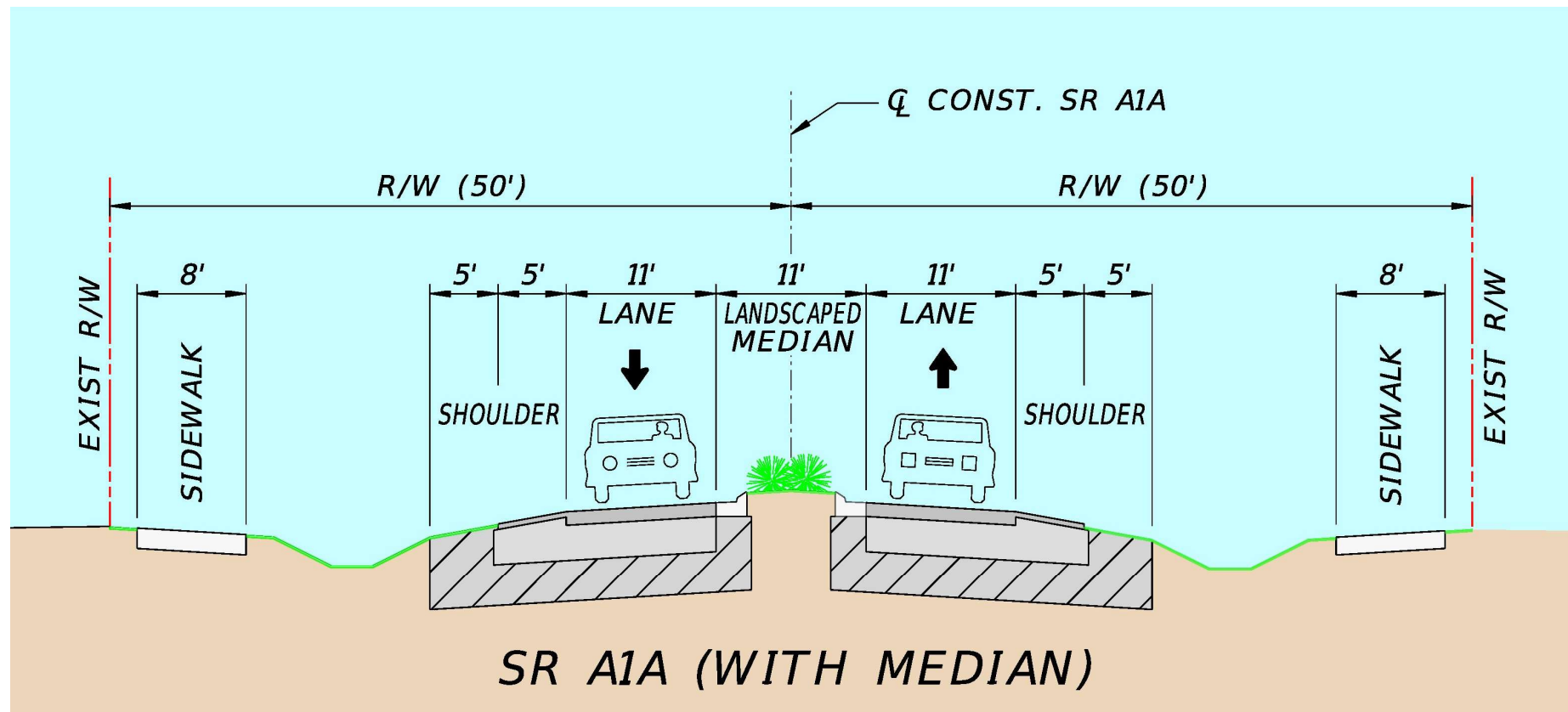
- State Road (S.R.) A1A from north of Ocean Marina Drive to south of Westmayer Place
- Town of Beverly Beach, eastern Flagler County
- Enhance vehicle and pedestrian safety

FPID No.: 445690-1

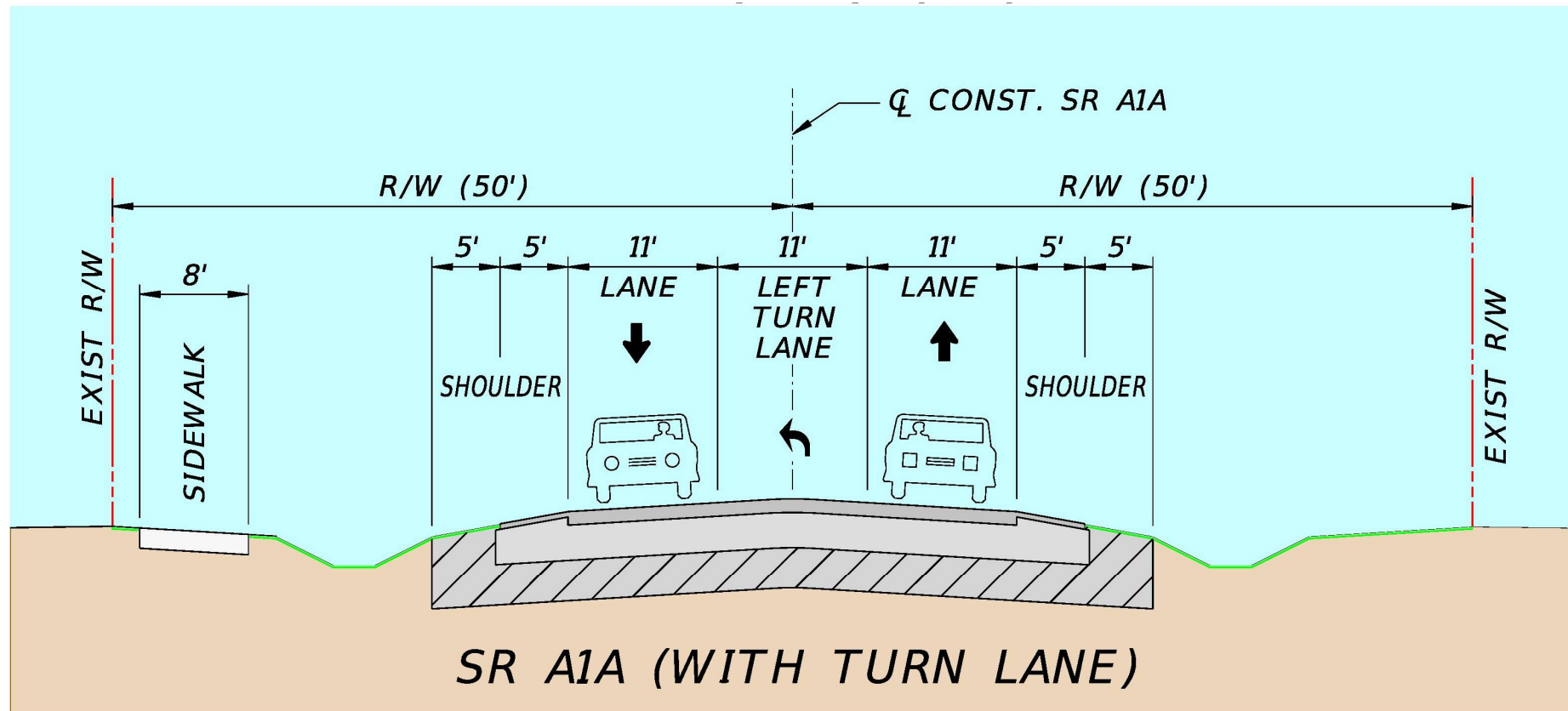
Existing Conditions



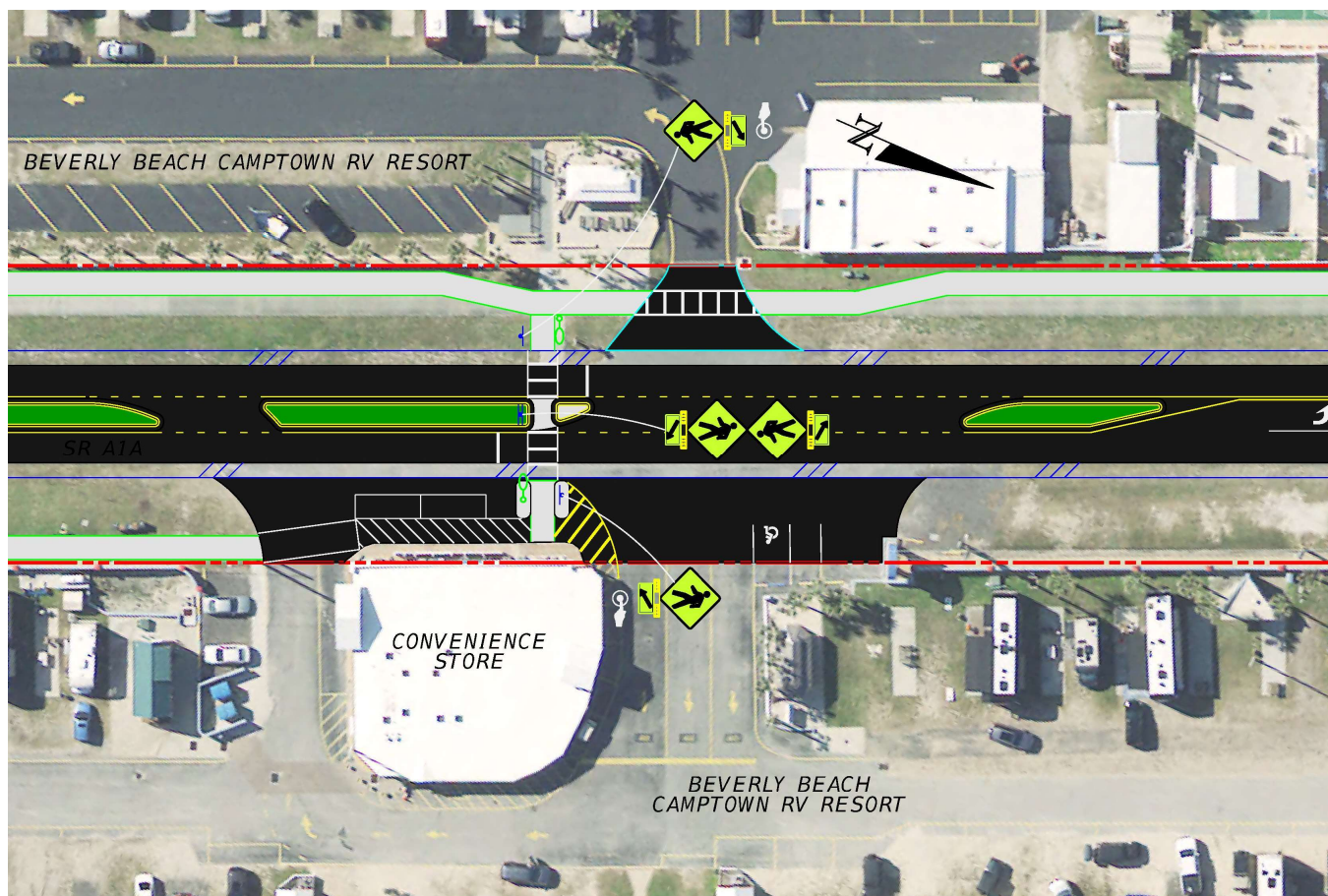
Proposed Typical Section



Proposed Typical Section



Upgraded Pedestrian Crossing



FPID No.: 445690-1

Rectangular Rapid Flashing Beacons (RRFBs)

- Provides more visibility to alert drivers to pedestrian activity
- Two rapid flashing yellow lights mounted below a yellow pedestrian crossing sign
- Flashing lights remain dark until activated by a pedestrian




How Do Pedestrians Use RRFBs?



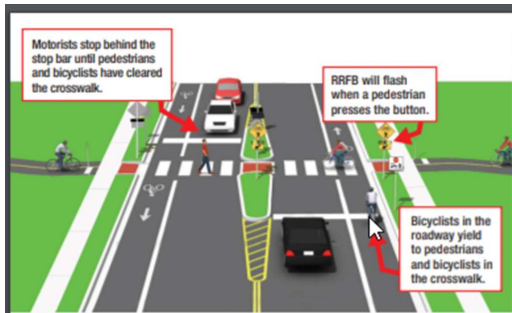
The flashing beacon alerts motorists of the pedestrian's intent to cross the street

How Do Pedestrians Use RRFBs?

- Press warning lights button
- Look both ways before crossing and make eye contact with drivers
- Enter the crosswalk when motorists have come to a complete stop, or no traffic is closer than safe stopping distance
- Continue to look in both directions while crossing the street



How Should Drivers Interact with a RRFB?



HOW TO USE AN RRFB
(Rectangular Rapid Flashing Beacon)

Motorists

Always stop for pedestrians and bicyclists at crosswalks.

1. Anticipate pedestrians crossing when approaching an RRFB.
2. Never pass another vehicle that has stopped or is slowing down at a crosswalk.
3. Always stop before the stop bar (line) pavement markings.
4. Never stop in or block a crosswalk.
5. Always stop for pedestrians entering or in a crosswalk.
6. Remain stopped for pedestrians regardless of activated RRFBs.
7. Wait for pedestrians to completely clear the crosswalk on your side of the road, and for anyone crossing into your lanes from the other direction.

FAST FACT
RRFBs use an irregular flash pattern that is similar to emergency flashers on police vehicles.

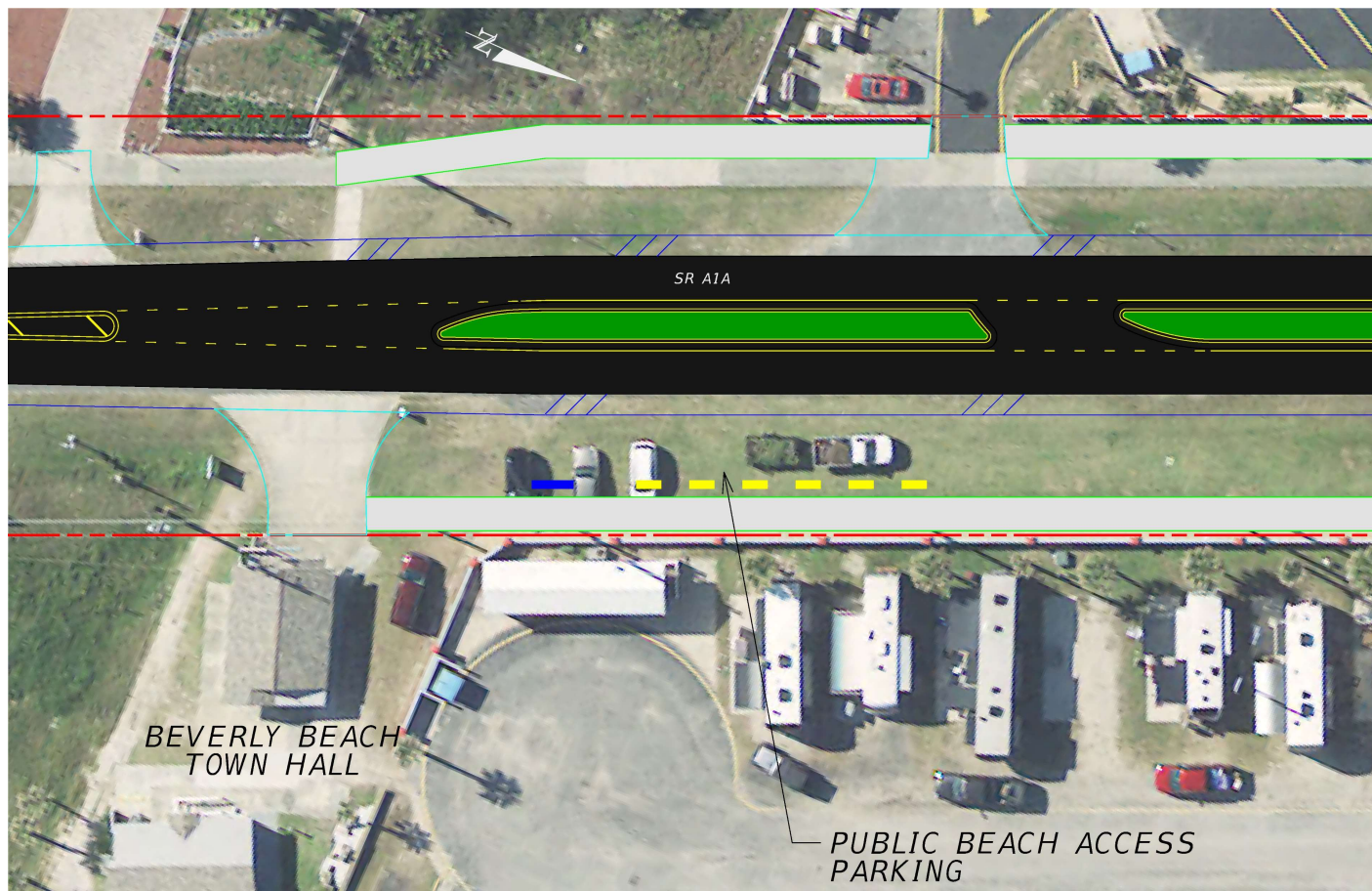
[Source: FHWA, 2008]

- Florida law requires drivers to stop at any crossing when pedestrians are visible
- Stop when flashing lights are activated
- Once the pedestrian crosses and is no longer in the travel lane, proceed on with caution

www.AlertTodayFlorida.com

FPID No.: 445690-1

Beach Access Parking



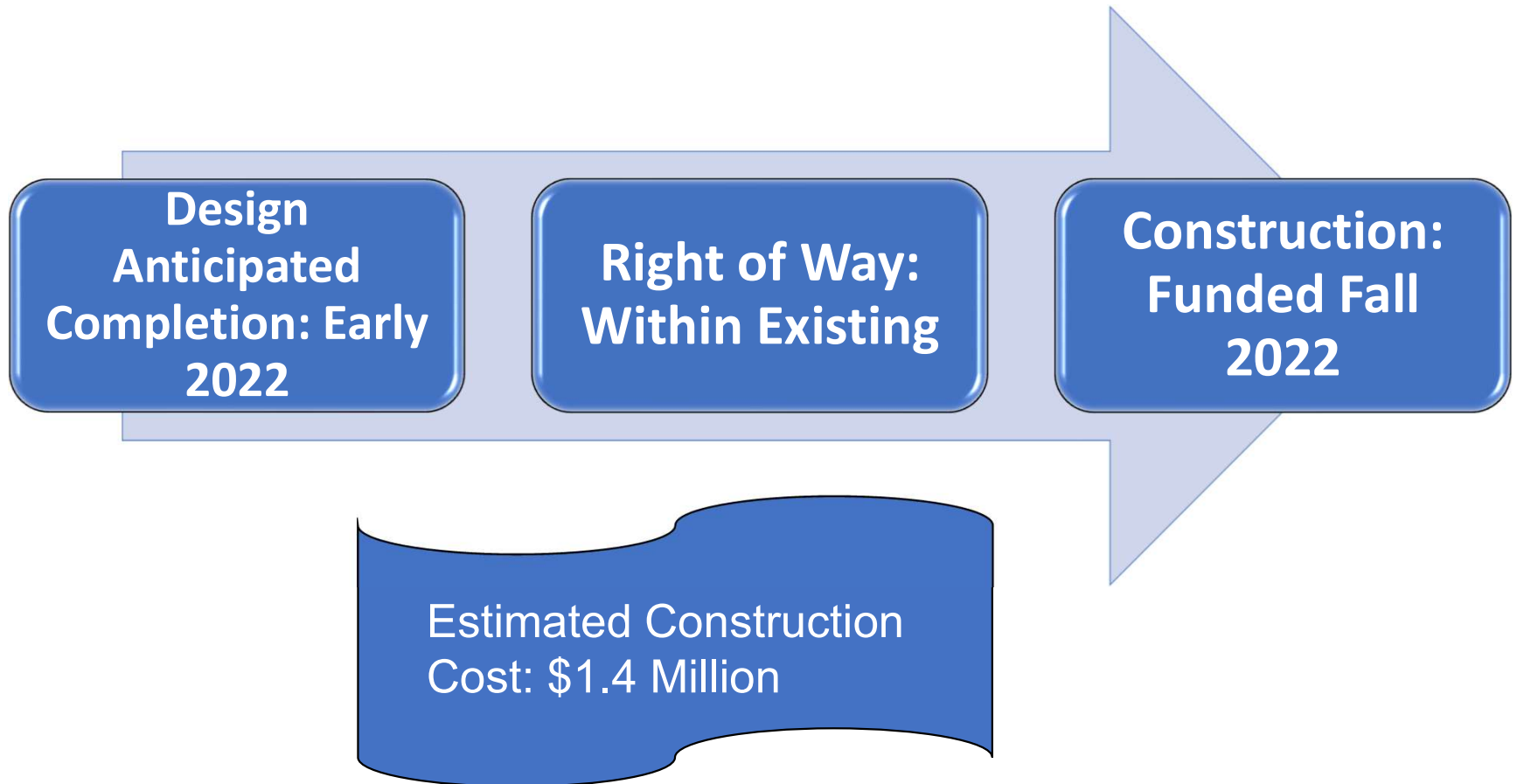
FPID No.: 445690-1

Traffic During Construction



- S.R. A1A to remain open
- Some delays possible
- Lane closures and flagging operations expected
- Access to businesses and residences will be maintained

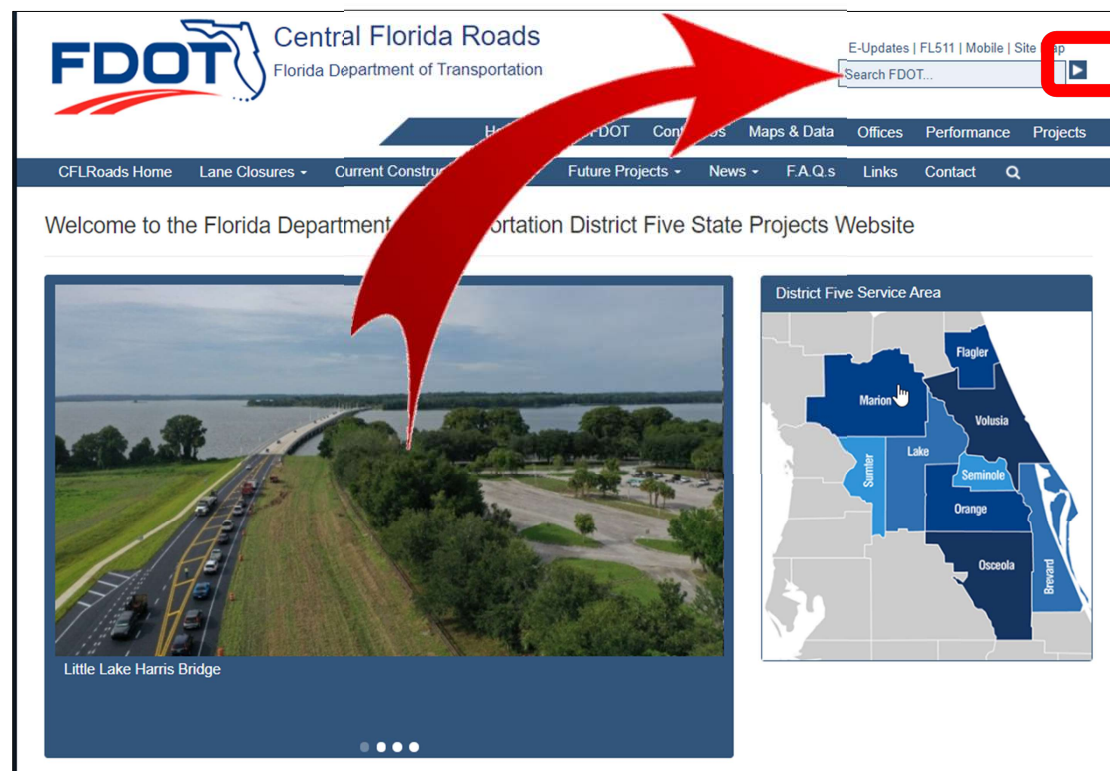
Project Schedule and Estimated Costs





Find More Information

1. Go to the project website on www.cflroads.com
2. Enter the project number 445690-1 in the search box at the top right and click “go”
3. Click on the project name in the search results



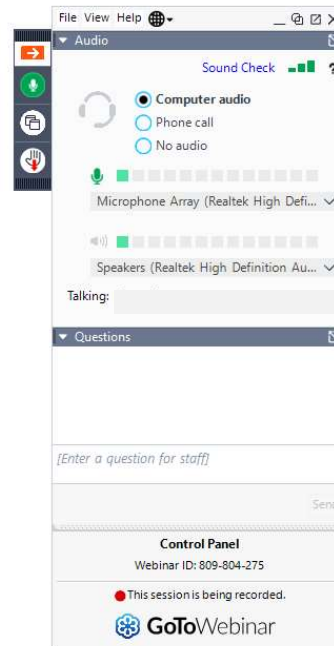
FPID No.: 445690-1

Public Comment Period

In-person



Online



By phone



Responses will be provided in writing following the meeting



Public Comment Period

Verbal comments and questions

- In-person at the microphone
 - Fill out a Speaker Request Card
- Online using the GoToWebinar **Control Panel**
 - If you have not already, type your name and request to speak in the GoTo Webinar question box.
- Call after the public hearing

See GoToWebinar
Control Panel



Call Project Manager at:
386-943-5231

Public Comment Period – In-Person Participants

- Fill out a **Speaker Request Card**
- Come to the microphone when called upon
- State your name and address
- Provide your comments/questions within the 3-minute time frame.



3:00

Public Comment Period - Online Participants

When your name is called to speak, please:

- Unmute yourself
- State your name and address
- Provide your comments/questions within the 3-minute time frame.

See GoToWebinar
Control Panel



3:00

For technical assistance, please notify staff using the question box in the control panel.



Thank you for participating

Please submit comments and questions by July 26

Taleb.Shams@dot.state.fl.us



719 S. Woodland Blvd.
MS 542
DeLand, FL 32720



386-943-5231



www.CFLroads.com/project/445690-1