

# SAFETY DOESN'T HAPPEN BY ACCIDENT.



[www.AlertTodayFlorida.com](http://www.AlertTodayFlorida.com)

**WHEN DRIVING, WALKING,  
OR BICYCLING...  
PAY ATTENTION.  
READ THE SIGNS.  
LEARN THE RULES.**

**AVOID DISTRACTIONS.**



**STOP BEFORE TURNING RIGHT ON RED.  
USE THE SIDEWALK AND CROSSWALKS.  
BICYCLE PREDICTABLY, WITH TRAFFIC.**



 **AlertTodayFlorida**

 **Funded by FDOT**

 **AlertTodayFL**



Obey all traffic laws. If no sidewalks are present, walk against the direction of traffic so you can see oncoming vehicles.

Always use the crosswalk. Push the button to get the walk signal.

Be visible. Wear bright, reflective colors on your clothes, shoes, belts and wristbands.



Avoid distractions while driving. Focus on the road.

Pass bicyclists safely. Allow at least three feet between your vehicle and the bicyclist.

Slow down! Speed is the cause of 32% of all fatal crashes.




Always wear a helmet. Ride in the same direction of traffic on the street. Obey all traffic signs, signals, and lane markings.

Yield to traffic when appropriate. It's better to yield than "be in the right" and risk injury.

Be visible. Position yourself in the lane so others can easily see you. Always use a headlight and taillight at night.

# RIGHT ON RED RULES



*Florida Statute 316.075 Traffic Control Signal Devices*

## WHAT FLORIDA LAW SAYS

- > Must come to a complete stop at clearly marked stop line.
- > Must remain stopped to allow pedestrians, with a permitted signal, to cross the road.
- > Must yield the right-of-way to pedestrians and other traffic proceeding as directed by the signal at the intersection.
- > Must not proceed when a “**NO TURN ON RED**” sign is displayed.

---

## THE MORE YOU KNOW

- > In Florida, bicycles are legally vehicles and are required to obey all traffic laws.

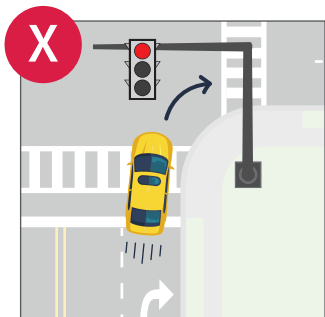


To learn more  
[AlertTodayFlorida.com](http://AlertTodayFlorida.com)

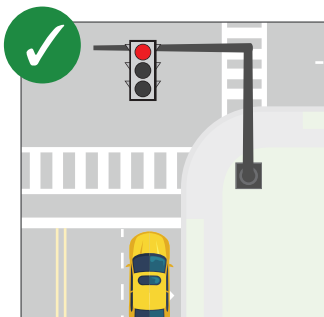


# RIGHT ON RED RULES

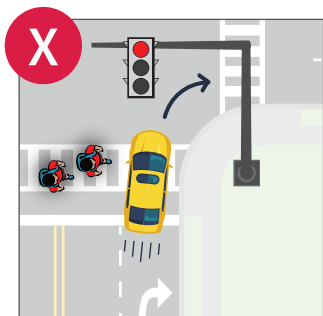
## Failure to stop at marked line



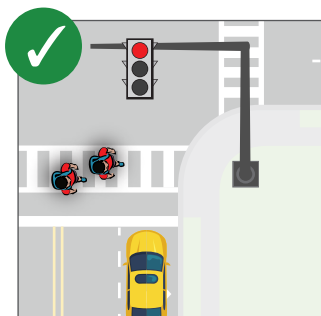
## Full stop at marked line



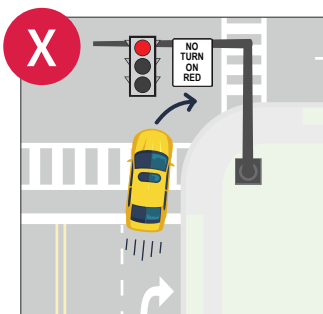
## Failure to stop for pedestrians



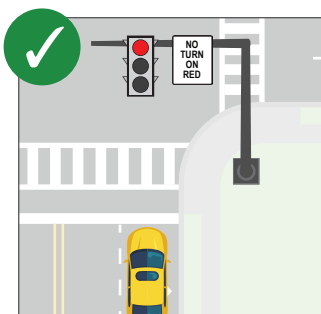
## Remain stopped to allow crossing



## Failure to obey "No Turn on Red"




## Stop and wait for green light



To learn more  
[AlertTodayFlorida.com](http://AlertTodayFlorida.com)



# KNOW YOUR CROSSWALKS



## What is a crosswalk?

A crosswalk is an extension of the road, sidewalk, curb or edge of the shoulder at an intersection for pedestrians to cross. Crosswalks may be either marked or unmarked.

## THE MORE YOU KNOW

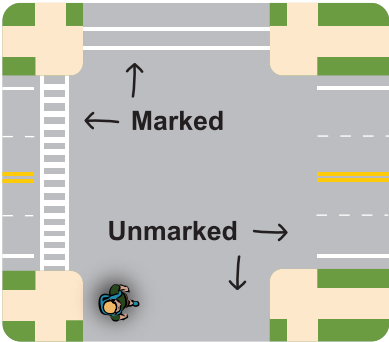
**DRIVERS:** Penalty for violating Florida's pedestrian traffic safety laws is a minimum \$164 citation and 3 points on your license. (*Fla. Stat. § 316.130*)

**PEDESTRIANS:** Crossing elsewhere could put pedestrians at higher risk.

# KNOW YOUR CROSSWALKS

## 4 TYPES OF CROSSWALKS

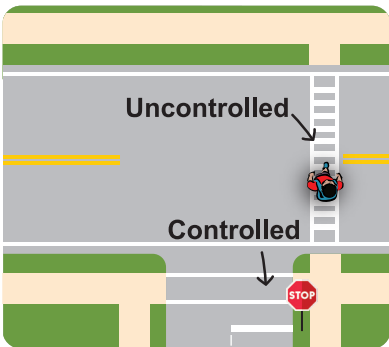
### Marked vs. Unmarked



**Marked crosswalks** are the crosswalks most familiar to drivers and pedestrians. They are the portion of the road outlined by painted markings or a different texture of concrete or pavers.

**Unmarked crosswalks** are the implied, invisible crosswalks that legally exist at any corner.

### Uncontrolled vs. Controlled



**Uncontrolled crosswalks** do not explicitly force cars to stop. They may have a safety feature such as yield to pedestrian signage.

**Controlled crosswalks** have a traffic signal or STOP sign.